



European
University
Institute

ROBERT
SCHUMAN
CENTRE FOR
ADVANCED
STUDIES



MIGRATION
POLICY CENTRE

Mass Migration across the Mediterranean

Interpreting the Data

Philippe Fargues

Searching for Solidarity in EU Asylum and Border Policies
The Odysseus Academic Network 1st Annual Policy Conference
Université libre de Bruxelles – 26-27 February 2016



Introduction

Three questions

Migrant or refugee crisis?

Pull or push factors?

What next?

Three facts

Old phenomenon

New distribution by nationality

Refugees do not apply for asylum in the first safe country

What will come next

Forced displacement in and from Syria will continue

Further migration of refugees sheltered by Syria's neighbours will continue

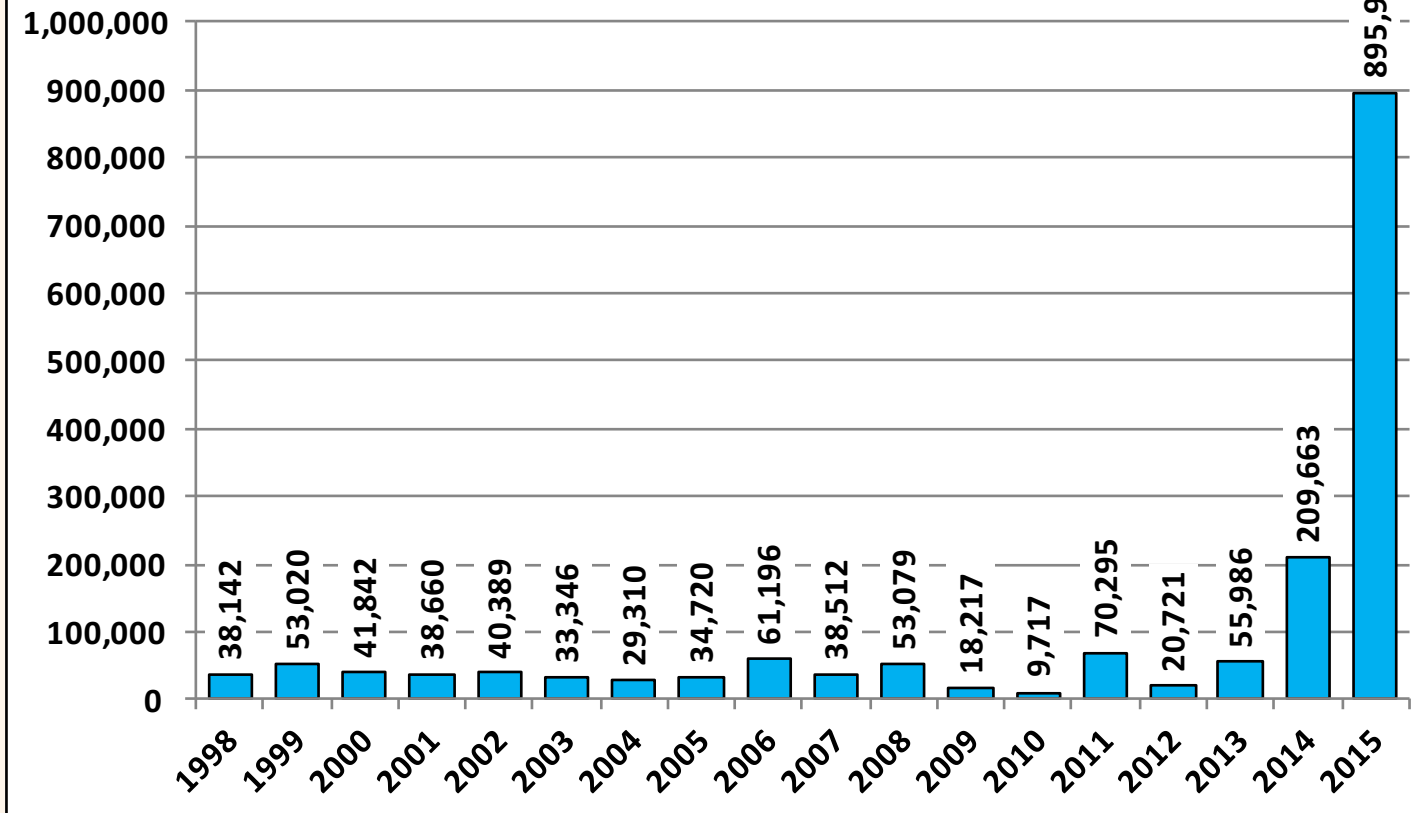
An entirely destabilised Middle East would endanger Europe's security

Conclusion

Rethinking solidarity



Unauthorised entries by sea -- Greece, Italy, Malta & Spain 1998-2015

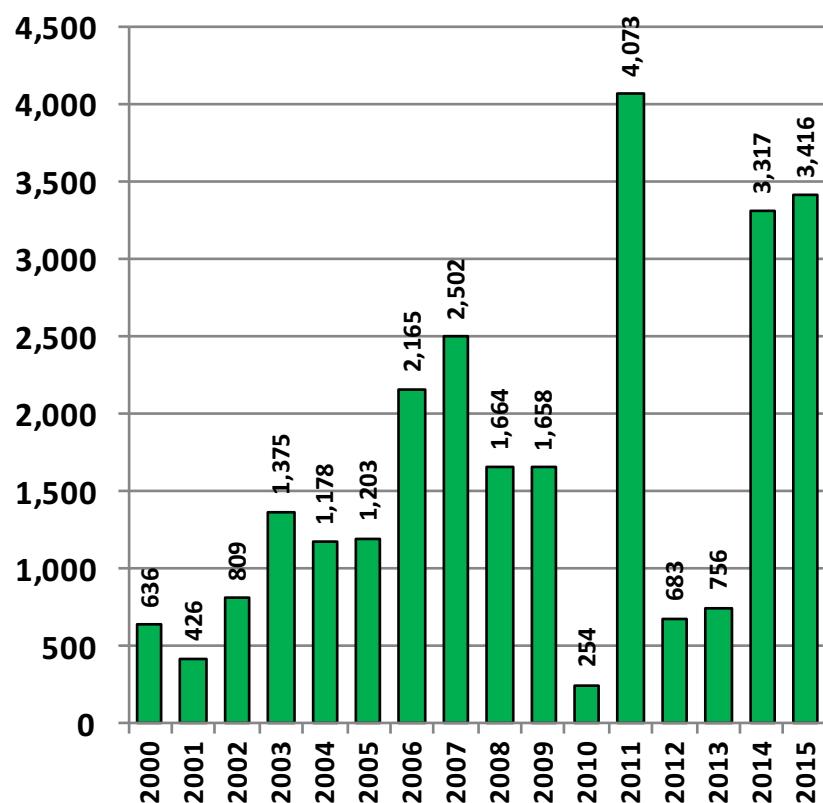


Mortality at sea during the cross-Mediterranean journey to Europe

All routes combined 2000-2015

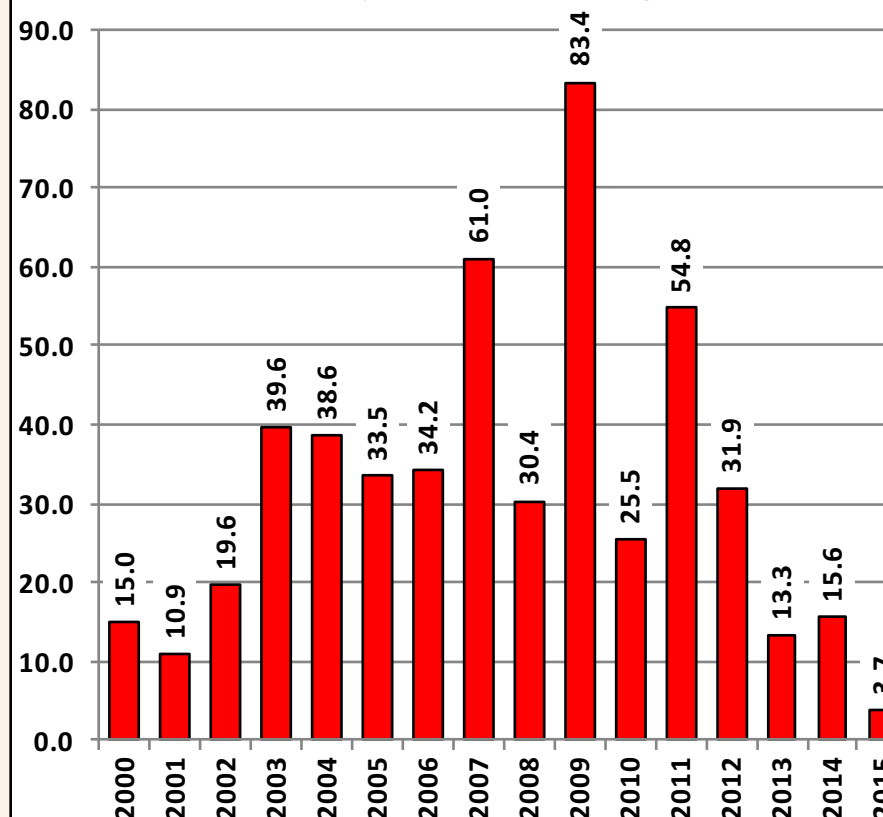
Source: Author's calculation based on data from IOM (deaths) and police (migrants smuggled)

Absolute numbers



Probabilities

(deaths per 1,000 crossings)





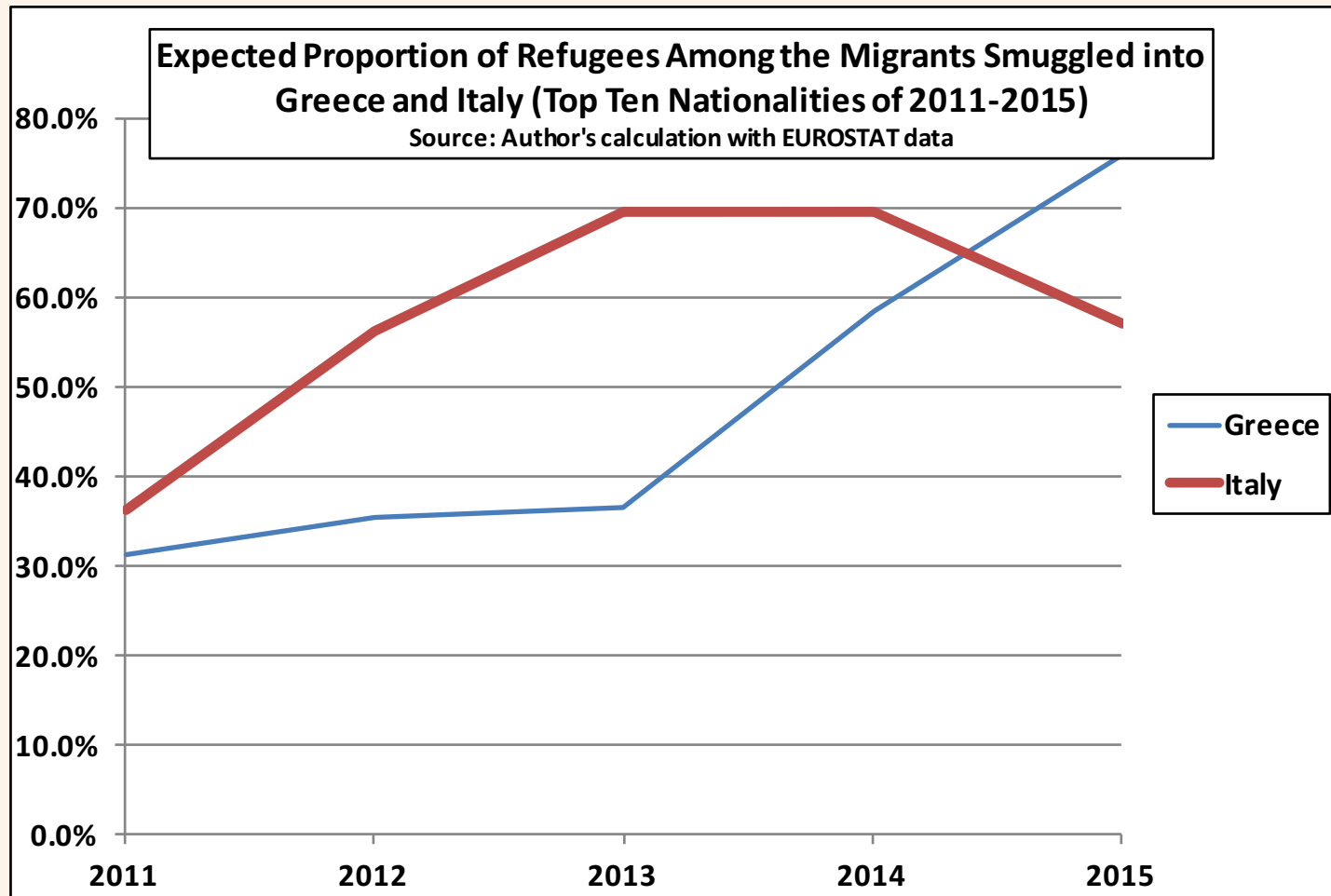
Top Ten Nationalities of Migrants Smuggled into Greece and Italy 2011-2015

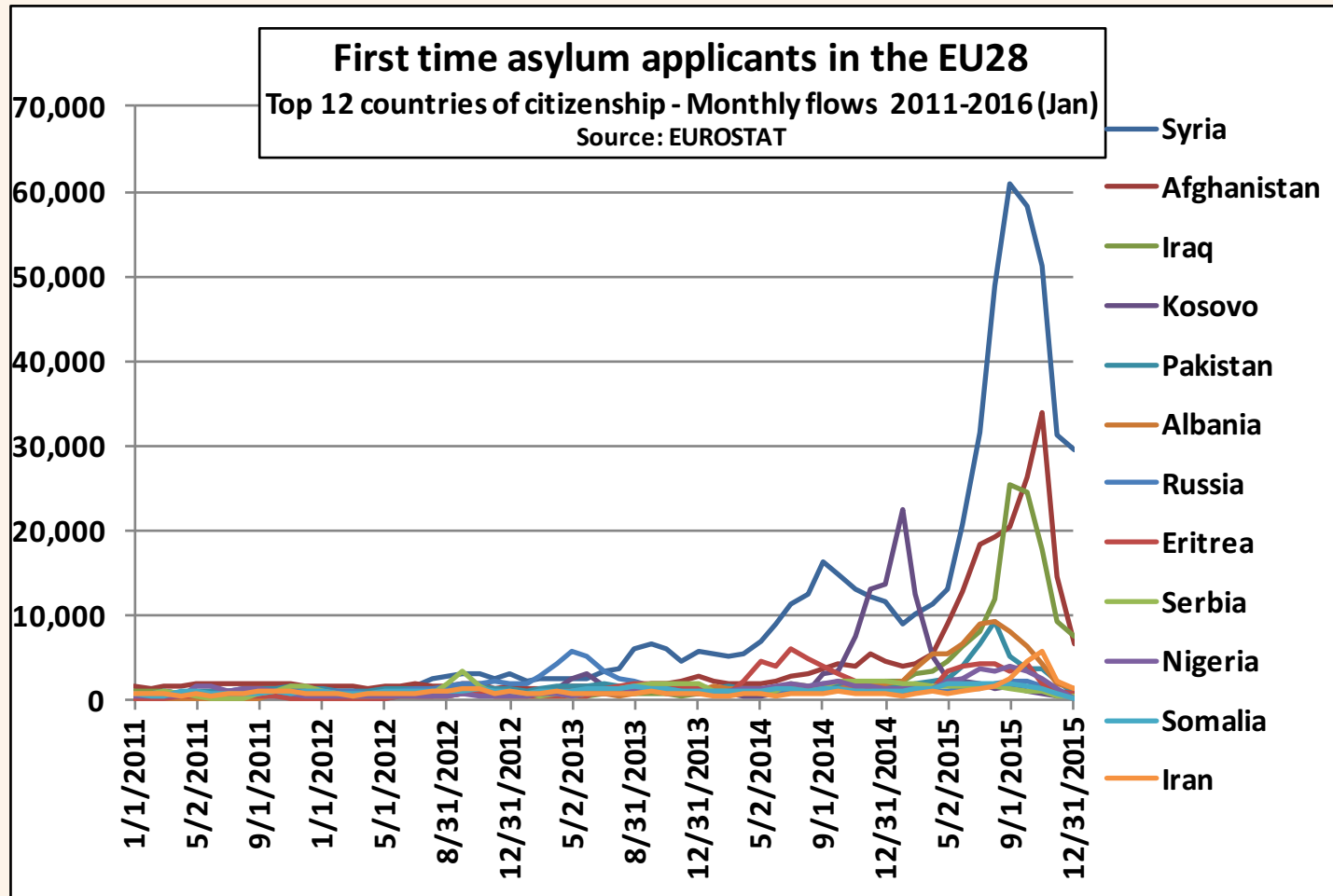
Country of declared nationality	Refugees % (*)	Numbers of migrants / Year				
		2011	2012	2013	2014	2015
Syria	94.6%	947	8,507	18,972	74,461	462,689
Afghanistan	53.3%	17,841	18,323	6,924	13,685	186,617
Eritrea	86.6%	1,060	2,351	10,406	34,470	37,815
Iraq	66.8%	4,514	8,485	1,721	5,522	64,417
Albania	4.4%	11,982	12,374	5,497	7,299	16,077
Pakistan	21.4%	5,960	807	2,835	8,834	25,044
Nigeria	29.0%	28,827	2,874	925	1,674	22,044
Somalia	62.7%	1,834	2,355	739	1,701	16,499
Bangladesh	10.9%	2,486	417	1,723	9,535	9,090
Tunisia	8.4%	2,429	3,944	4,205	7,520	1,023
All Nationalities		119,635	90,145	82,684	247,262	952,246
Refugees % (**)		33.5%	47.9%	62.9%	70.9%	75.7%

(*) Rate of positive answers to asylum claims lodged in the EU28 in 2011-15

(**) Expected rate of positive answers to asylum claims lodged in the EU28 by migrants smuggled into Greece and Italy 2011-15

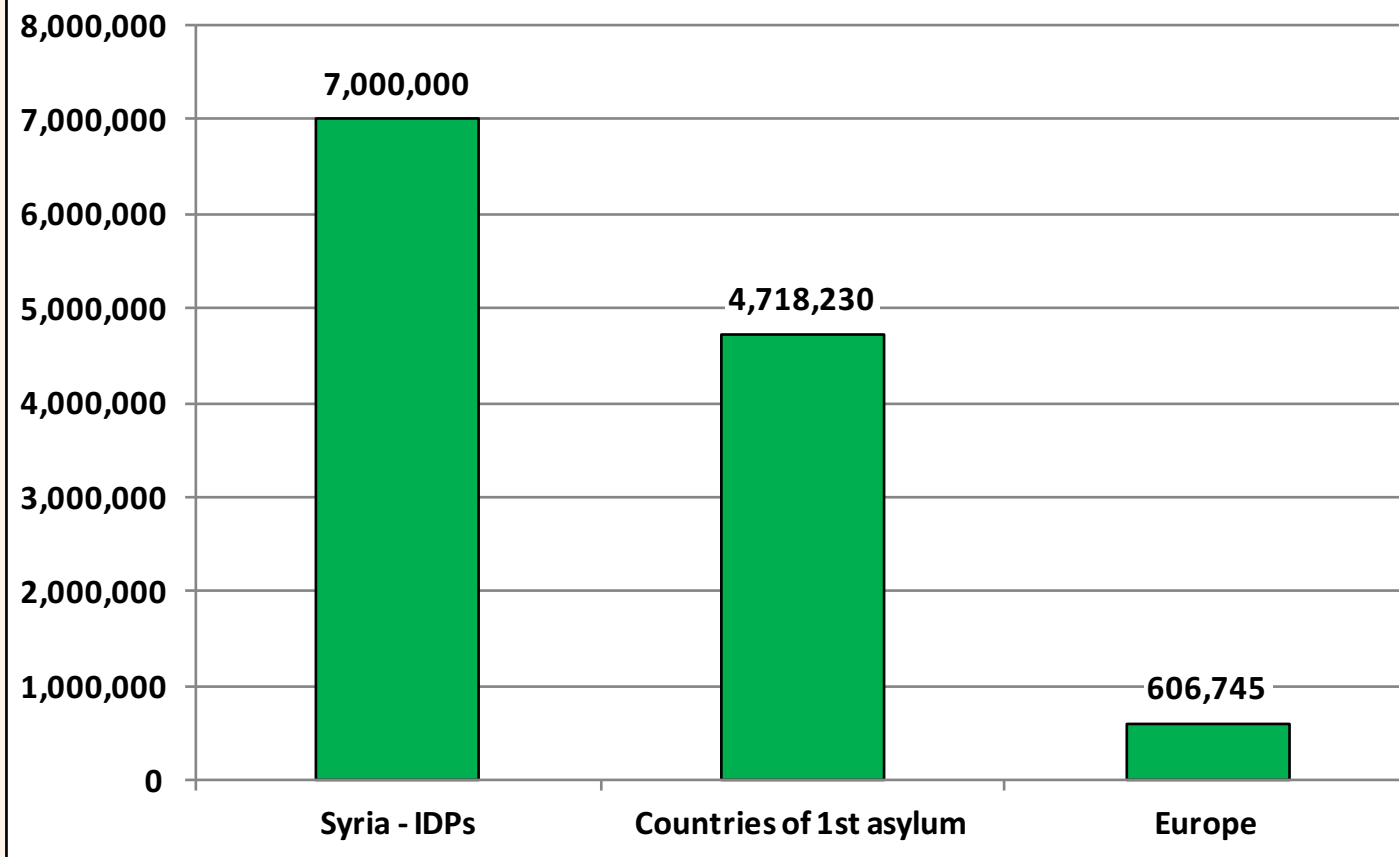








Syria's Displaced Population by Country_ Feb 1st 2016





European
University
Institute

ROBERT
SCHUMAN
CENTRE FOR
ADVANCED
STUDIES



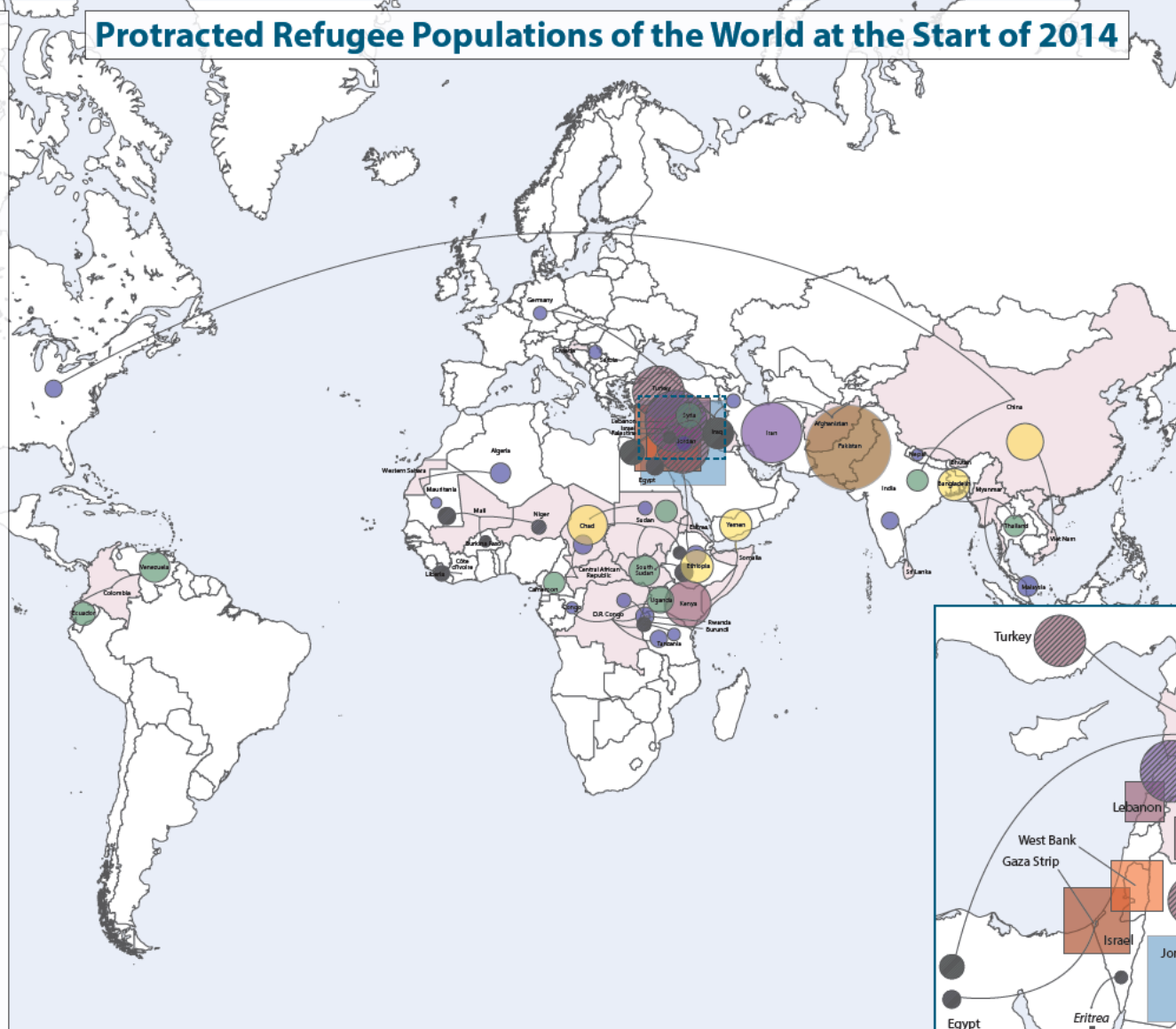
MIGRATION
POLICY CENTRE

Protracted Refugee Populations of the World at the Start of 2014

GRAND TOTAL 14,402,040
PROTRACTED POPULATION 11,375,236
NASCENT PROTRACTED POPULATION 3,026,804

COUNTRY OF ORIGIN	TOTAL
Country of Destination	Sub-Total
PALESTINE	5,100,075
Jordan	2,070,873
Gaza Strip	1,240,862
West Bank	754,411
Syria	517,255
Lebanon	447,328
Egypt	70,236
AFGHANISTAN	2,429,821
Pakistan	1,415,876
Iran	814,815
SYRIA	2,266,657
Lebanon	851,284
Turkey	585,401
Jordan	585,304
Iraq	112,809
Egypt	131,459
SOMALIA	946,635
Nepal	475,094
Ethiopia	240,825
Yemen	230,506
SUDAN	584,660
Chad	352,948
South Sudan	200,139
Ethiopia	33,582
MYANMAR	458,888
Bangladesh	231,125
Thailand	135,476
Malaysia	92,287
D.R. OF THE CONGO	370,359
Uganda	155,742
Rwanda	72,888
Tanzania	64,549
Burundi	45,124
Congo	31,936
COLOMBIA	326,535
Venezuela	204,259
Ecuador	122,276
VIET NAM	300,826
China	300,816
IRAQ	285,207
Syria	146,200
Jordan	55,509
Iran	43,248
Germany	40,230
CENTRAL AFRICAN REPUBLIC	237,822
Cameroon	103,892
Chad	80,545
ERITREA	229,005
Sudan	109,640
Ethiopia	84,377
Israel	34,988
CHINA	165,561
India	100,803
United States	65,558
MALI	144,005
Mauritania	66,393
Niger	48,928
Burkina Faso	28,684
WESTERN SAHARA	116,001
Algeria	90,000
Mauritania	26,001
SOUTH SUDAN	71,506
Ethiopia	71,506
SRILANKA	65,674
India	65,674
COTE D'IVOIRE	52,786
Uganda	52,786
RWANDA	41,666
D.R. of the Congo	41,666
CROATIA	41,762
Serbia and Kosovo	41,762
CHAD	41,666
Sudan	41,666
BURUNDI	35,183
Tanzania	35,183
BHUTAN	30,977
Nepal	30,977

Test showing signifies a nascent protracted refugee population
Sources: UNHCR, UNHCR database, Palestinian refugee populations



European University Institute
MIGRATION POLICY CENTRE

ROBERT SCHUMAN CENTRE FOR ADVANCED STUDIES

A protracted refugee population exists when 25,000 or more refugees originating from the same country have sought refuge in another country for at least five consecutive years. Thirty-nine protracted refugee situations existed at the start of 2014. With a total population of 11.3 million people – 6.3 million non-Palestinian and 5 million Palestinian – they originate from 18 countries and reside in 28 countries. Current crises in eight countries have created 15 refugee populations with the potential to become protracted. Already 3 million people in January 2014, these nascent protracted populations are now considerably larger.

The 1951 Convention defines a refugee as a person who is outside his or her country of nationality or habitual residence; has a well-founded fear of being persecuted because of his or her race, religion, nationality, membership of a particular social group or political opinion; and is unable or unwilling to avail himself or herself of the protection of that country, or to return there, for fear of persecution. UNHCR defines Palestinian refugees as persons whose normal place of residence was Palestine during the period 1 June 1946 to 15 May 1948, and who lost both home and means of livelihood as a result of the 1948 conflict.

Produced by Cameron Thibos

2,500,000
2,025,000
1,600,000
1,225,000
900,000
625,000
400,000
225,000
100,000
25,000

Shaded regions indicate countries of origin
Concentric circles indicate refugee populations
Solid and pink circles indicate countries of origin